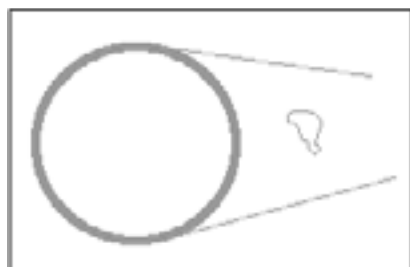
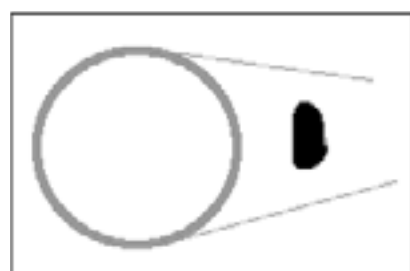


Wencon Exhaust Repair Kit



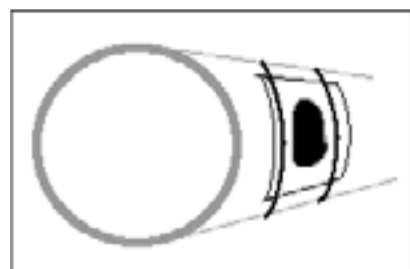
Cracks or leaks in exhaust systems etc. can only be repaired by using a product with a very high temperature resistance.

Wencon Exhaust System Repair Compound is a one-component product, with a temperature resistance up to 1300°C (2400°F). To use the product, follow the simple guidelines below:



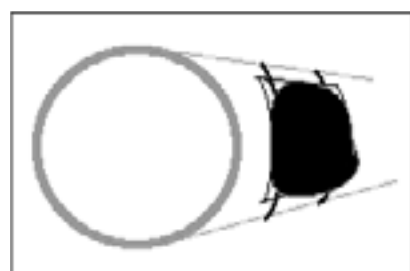
1. Grind and clean/degrease the affected area and the surrounding area. Use Wencon Bio Cleaner.

2. Open one of the tubs containing the product (Note: this is a one component product). Stir it to an even consistency. Apply a suitable amount in and around the leak.



3. Cut a suitable piece of the metal mesh and fix it to the repair area using steel band or steel wires.

4. Apply second layer of the compound and leave it for initial curing for 3-4 hours, depending on temperature and humidity. When the compound has turned hard, heat it up slowly to approx. 95°C (200°F) and leave it at that temp. for 15 minutes to fully cure.



Remarks

It is important to note, that this product is designed for emergency repairs of leaks. It is not designed as for instance an internal lining for turbo charger housings.

Read the instructions on the packing and the Material Safety Data Sheet.